




# Derun Lighting Technology Co., LTD

[www.derunledlights.com](http://www.derunledlights.com)

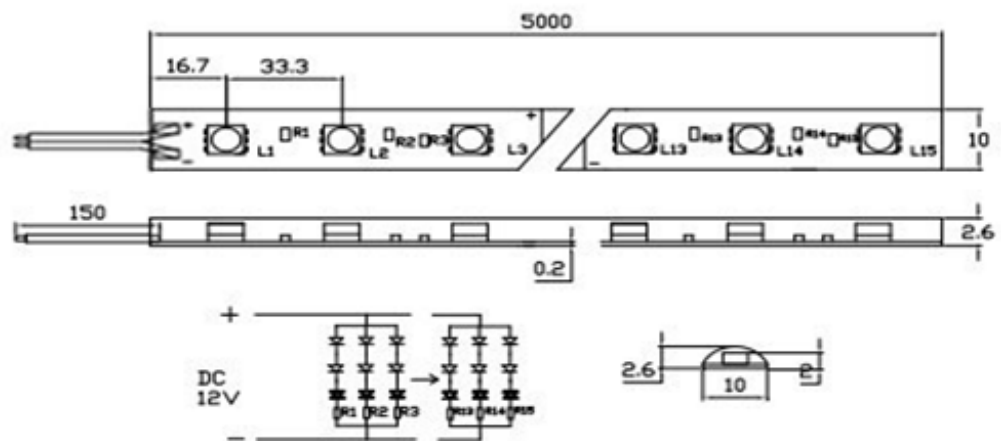
Email: [info@derunledlights.com](mailto:info@derunledlights.com)

## DR-5050FX30-12X

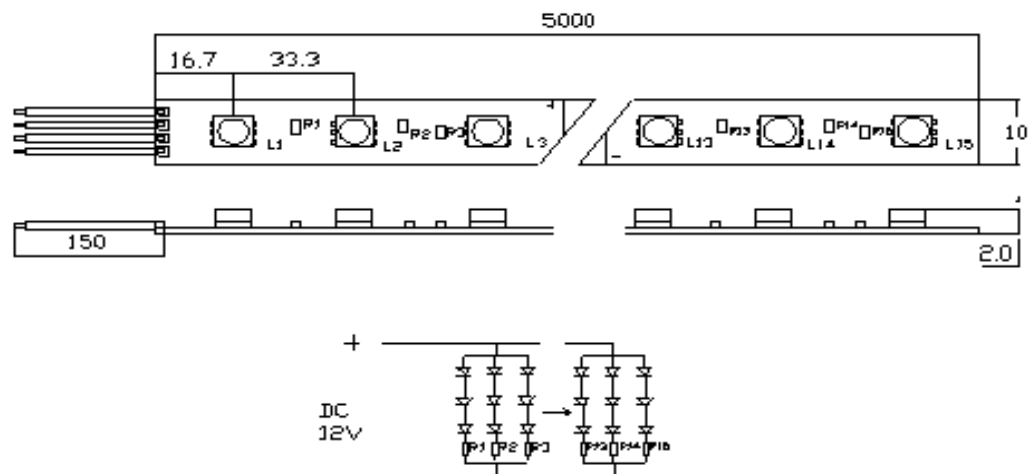


### Dimensions:

#### Single Color:



#### RGB Color:



#### Notes:

1. All dimensions are in millimeters.
2. Tolerance is  $\pm 0.25\text{mm}$  unless otherwise specified.
3. Lead spacing is measured where the leads emerge from the package.
4. Specifications are subject to change without notice.

## Features:

- ◆ wide applicability, easy to install and maintain.
- ◆ very flexible, easily be curved to any shape.
- ◆ extremely luminous, with wide viewing angle.
- ◆ energy saving and environmental conservation, long lifespan.
- ◆ various colors available.

## Application:

- ◆ indoor decoration lighting.
- ◆ large scale backlight.
- ◆ window display lighting.
- ◆ building contour decorative lighting
- ◆ ad.signs

## Cautions:

- ◆ Linear separable LED strip on flexible printed circuit board with self-adhesive back.
- ◆ Each unit of 3 LEDs can be cut out as a regular segment without damaging the rest ribbon.
- ◆ The connector is being upgraded.
- ◆ We will keep customers informed.

## Electrical/Optical Characteristics:

Part No.	Color	Operating Voltage	LED Quantity/m	Length	λd /TCC	LED Spacing	Power Dissipation/m
DR-5050FX30-12R	Red	DC12V	30	5m	620-625 nm	33.3mm	7.2W
DR-5050FX30-12Y	Yellow	DC12V	30	5m	585-595 nm	33.3mm	7.2W
DR-5050FX30-12G	Green	DC12V	30	5m	510-525 nm	33.3mm	7.2W
DR-5050FX30-12B	Blue	DC12V	30	5m	460-465 nm	33.3mm	7.2W
DR-5050FX30-12W	White	DC12V	30	5m	6000-6500K	33.3mm	7.2W
DR-5050FX30-12WW	Warm white	DC12V	30	5m	2800-3200K	33.3mm	7.2W
DR-5050FX30-12RGB	RGB	DC12V	30	5m	RGB	33.3mm	7.2W

- ※ PCB Size: 5000mm\*10mm
- ※ LED Quantity: 30leds/m
- ※ Working Voltage: 12V/24V
- ※ Power: 7.2W/M
- ※ Lumen: 18-20LM per led
- ※ PCB Color: White/Black/Yellow
- ※ Viewing angle: 120 degree
- ※ Waterproof: IP20 Non-waterproof
  - IP65 Silicon Glue Covering Waterproof
  - IP67 Silicon Tube Waterproof
  - IP68 Silicon Tube and Silicon Glue Filled Waterproof
- ※ Tape: 3M adhesive tape on the back for IP20 & IP65 led strip
- ※ Clips & End Caps: 10pcs Clips & 2pcs End Caps per roll for IP67 & IP68 led strip
- ※ Color Temperature: Warm white 2800-3200K White 6000-6500K
- ※ Package: 5M/ROLL with Anti-static Bag
- ※ Certification: CE, ROHS, UL Listed
- ※ Warranty: 3 Years

## Note:

- Ø Prohibit to use this product in excess of the operating voltage (DC12V) 5%.
- Ø Non-waterproof products, and the working environment humidity is less than 60%.
- Ø Don't add reverse voltage at both ends of the product.
- Ø Products using indoor environment (not waterproof) is -40 ° C ~ 85 ° C, it would not work outside such environme
- Ø No weights extrusion, excessive meander.

- Ø Life span is 50000h.
- Ø Standard length:5 meters/reel or 8 meters/reel.
- Ø Ribbon width: 10mm
- Ø Printed circuit board thickness: 0.25mm.

## Assembly information

- Ø Solder connection should only be performed on designated solder pads(marked"+/-"),During soldering, don't exceed the maximum soldering time of 10 seconds and the maximum soldering temperature of 260 Celsius degrees.
- Ø The smallest unit (50mm or 100mm-3LEDS) can be removed by cutting with scissors between the designated
- Ø The mounting of the ribbon is facilitated by means of the double-sided adhesive on the back-surface of the ribbon, Care must be taken to provide a clean and dry mounting surface, free of oils or silicone coatings as well as
- Ø The minimum bending radius is 2cm.The ribbon may by bent over a smaller radius of the circuit board contained no Electronic components and such bends should be made once and fixed in position to avoid cyclic fatigue.

## Safety information

- Ø The SMD light ribbon itself and all its components may not be mechanically stressed.
- Ø Assembly must not damage or destroy conducting paths on the circuit board.
- Ø Installation of LED modules (with power supplies) need to be made with regard to all applicable electrical and safety standards. Only qualified personel should be allowed to perform installations.
- Ø Correct electrical polarity needs to be observed, Wrong polarity may destroy the ribbon.
- Ø Parallel connection is highly recommended as safe electrical operation mode, Serial connection is not recommended, Unbalanced voltage drop can cause hazardous overload and damage the ribbon.
- Ø Please ensure that the power supply is of adapters power to operate the total load.
- Ø When mounting on metallic or otherwise conductive surfaces, there needs to be an electrical isolation points between ribbon and the mounting surface.
- Ø Pay attention to standard ESD precautions when installing the ribbon.
- Ø Damaged by corrosion will not be honored as a materials defect claim, it is the user's responsibility to provide suitable protecton against corrosive agents such as moisture and condensation and other harmful elements.

## Package & Shipping:

